

# ERMAK

SHEET METAL WORKING MACHINERY

*Since 1965*

## EKM SERIES

### IRON WORKER



**60/120**  
**50 M**  
**50**




▶ Ermaksan is the premier manufacturer of Sheet Metal Working machines in Turkey has added the EKM Iron Worker series to its production line. The EKM series designed at CAD programs and is being produced by sensitive CNC workbenches.


The EKM series include Punching, Flat Shearing, Angle Shearing, Bar Shearing and Notching stations. Each work station is equipped with specially designed hold-downs to ensure safety while providing precision and ease of use.

EKM is the right choice for you to fill your expectation on price / productivity and quality ratio.

▶ Angle shearing station




▶ Bar shearing station



▶ Notching station



▶ Flat Bar shearing station



▶ Punching station



60/120



EKM SERIES.		EKM 50	EKM 50M	EKM 60/120
Motor Power	KW	3	3	5.5
Oil Capacity	lt	40	40	80
Weight(Apr.)	kg	840	880	1350
Machine Dimension (Apr.) (L x W x H)	mm	1430x700x1450	1480x700x1520	1480x730x1780
<b>PUNCHING</b>				
Punching Pressure	ton	50	50	60
Punch Capacity (Diameter x Thickness) (42 kg/mm <sup>2</sup> )	mm	Ø27x13 Ø18x18	Ø27x13 Ø18x18	Ø40x10 Ø20x20
Throat Depth	mm	180	180	250
Stroke lenght	mm	22	22	60
Table Size	mm	550x310	550x310	550x370
Working Height up to Die	mm	1015	1015	1100
<b>FLAT SHEARING</b>				
Flat Bar (max. thickness) (42 kg/mm <sup>2</sup> )	mm	200x16	200x16	200x20
Flat Bar (max. width)	mm	300x13	300x13	300x15
Blade Length	mm	310	310	310
Angle Flange Trim	mm	80	80	60
Working Height	mm	1025	1025	900
<b>ANGLE SHEARING</b>				
At 90° Shearing	mm	80x80x8	80x80x8	120x120x10
At 45° Miter Shearing	mm	-	60x60x6	70x70x7
Working Height	mm	1145	1145	1150
<b>BAR SHEARING</b>				
Round Bar Shear	mm	30	25	16-40
Square Bar Shear	mm	30	22	16-40
Working Height	mm	1070	1070	1100
<b>NOTCHING</b>				
Material thickness (42 kg/mm <sup>2</sup> )	mm	7	7	10
Rectangular Notcher (width)	mm	40	40	42
Rectangular Notcher (depth)	mm	50	50	90
Vee-Notcher (Side x Side x T)	mm	40x45x7	40x45x7	42x42x10
Working Height	mm	1030	1030	980

↔ ↔ Consult to our company for special dimension and capacity applied machines. ↔ ↔

